



office solutions





For the office of today, and tomorrow...

SIS-USA manual, crank and electric height adjustable workstations and ergonomic accessories improve comfort and productivity in office, call center, healthcare, training, and higher education environments.

SIS-USA designs workstations in seated or sit-to-stand range and in nearly any shape or size. Upgrades are available that ensure future flexibility, allowing workstations to adapt as technology and other needs change. SIS-USA offers a lifetime warranty on office furniture.

SIS offers well designed, flexible, adjustable, mobile furniture.



tables, workstations, and accessories.

xtreme tables

Sit to stand collection of crank and electric tables available in all sizes including "L" shaped corner-flex workstations. Conversion from crank to electric of installed models is available through a unique 'beam buyback program'.



xtreme table guide





adjustment mechanism:	crank and electric
height range:	 24.25" - 52.25" single surface
duplex surface:	keyboard: +6", -5.75" keyboard tilt: +9°, -15°
leg styles:	cantilevered
upgrades:	Xtra Xtreme programmable switch, crank to electric beam conversion, custom size horizontal wire channel with or without power distribution, and casters
frame options:	
table configurations:	

table upgrades

SIS offers easy to install upgrades for your office solutions. Upgrades provide added flexibility and greater return on investment for your workstation.



leg extension kit




leg mounted CPU holders



electric motor upgrade*

support products

Generation IV and Surf tables are supported by a full range of complimentary products, modular components, and accessories to create functional work environments.



open & closed overhead storage with optional task lighting



available casters include our 1" ergo through our 5" heavy duty models

cantilevered and "T" legs are available with three depths of feet assuring stability and chair clearance

surf tables

Surf electric sit to stand tables are available in two, three and four leg models. They feature linear actuator lifting performance to meet any office challenge.

from seventeen inches deep to eight feet in length, any workstation configuration can be created with the flexible surf frame to meet the demands of the new electronic workplace.



cross beam set rearward to maximize space for leg room and under surface components.




lifts 150 lbs. per leg

short depth cantilevered flat foot design



electrical & voice/data receptacles



privacy & modesty panels



geneSIS FPD manual or crank arm system



mobile pedestals & wardrobe storage

surf table guide

adjustment mechanism:	manual and electric
height range:	 24.25" - 35.5" manual 24.5" - 51.25" electric
leg style:	cantilevered
upgrades:	J-channel horizontal wire management, modesty panels, under surface mounted power strips with surge protection and custom length 10' power cord to allow for sit to stand adjustability.
frame options:	
table configurations:	

SIS-USA inc.

55 Wentworth Ave

Londonderry, NH 03053-7414

tel: 800-374-7438

tel: 603-432-4495

fax: 603-434-8456

www.sis-usa-inc.com